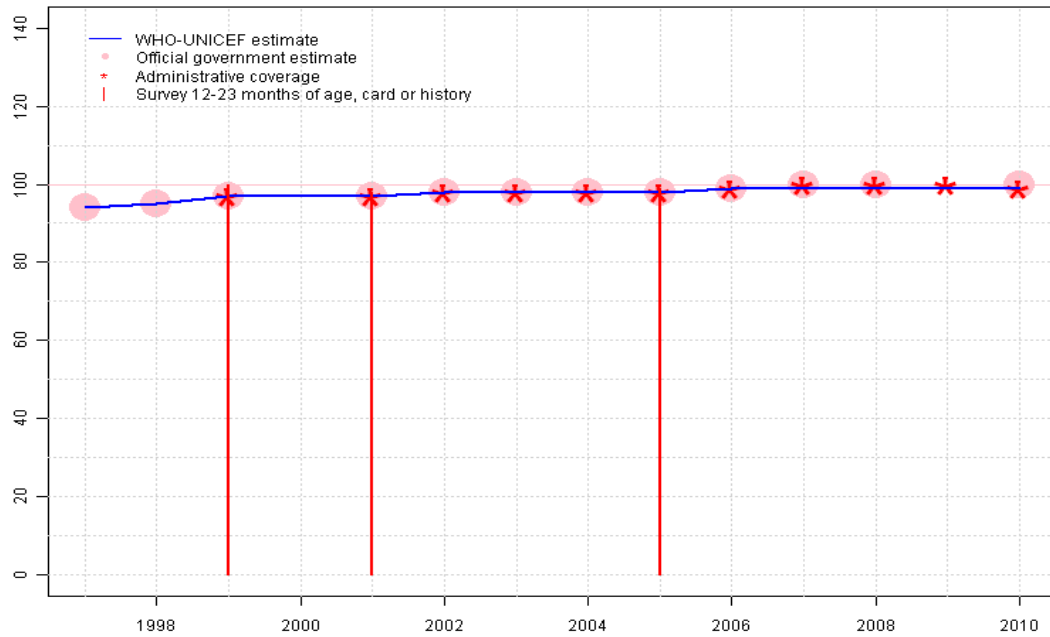


# Algeria - BCG

DZA - BCG



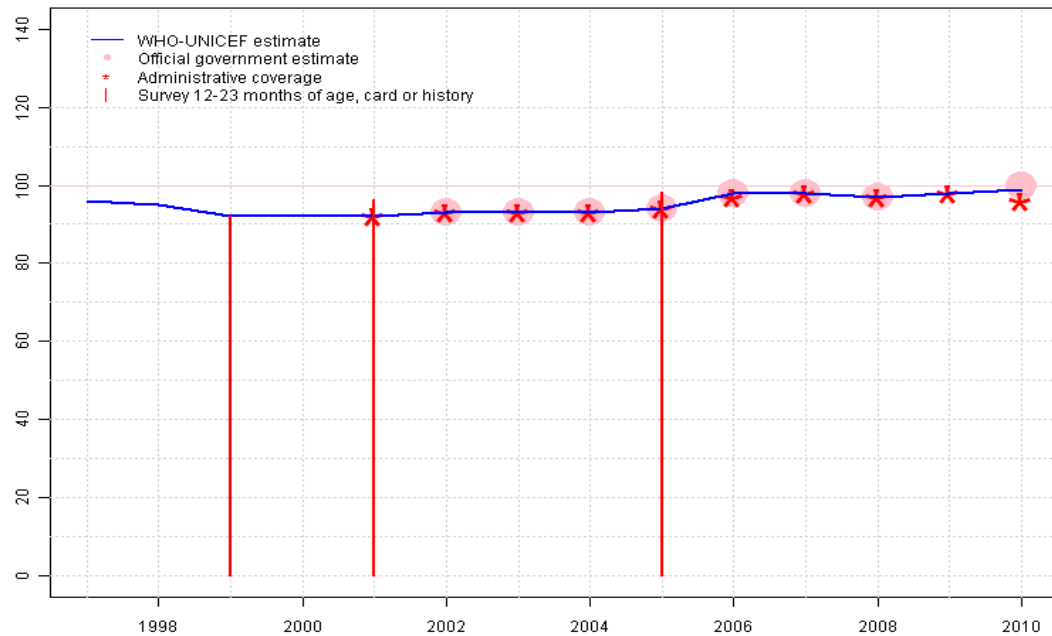
## Description:

- 1997: Legacy estimate.
- 1998: Estimate based on reported data.
- 1999: Estimate based on reported data. 100 percent survey results supports reported data of 97 percent.
- 2000: Estimate based on interpolation between 1999 and 2001.
- 2001: Estimate based on reported data. Survey results not accepted. Sample size 0 less than 300.
- 2002: Estimate based on reported data.
- 2003: Estimate based on reported data.
- 2004: Estimate based on reported data.
- 2005: Estimate based on reported data. 99 percent survey results supports reported data of 98 percent.
- 2006: Estimate based on reported data.
- 2007: Estimate based on reported data.
- 2008: Estimate based on reported data.
- 2009: Estimate based on reported data.
- 2010: Estimate based on reported data.

	1997	1998	1999	2000	2001	2002	2003	2004	2005	2006	2007	2008	2009	2010
Estimate	94	95	97	97	97	98	98	98	98	99	99	99	99	99
Official	94	95	97	NA	97	98	98	98	98	99	100	100	NA	100
Administrative	NA	NA	97	NA	97	98	98	98	98	99	100	100	100	99
Survey	NA	NA	99.7	NA	97.9	NA	NA	NA	99	NA	NA	NA	NA	NA

# Algeria - DTP1

DZA - DTP1



## Description:

1997: Legacy estimate.

1998: No DTP1 data. Estimate based on DTP3 coverage of 85. Current estimate of 95 percent changed from previous revision value of 94 percent.

1999: No accepted reported data. Reported data of 92 percent estimated by extrapolating from 2001 supports trend in reported data. 92 percent survey results

2000: Estimate based on interpolation between 1999 and 2001.

2001: Estimate based on reported data. Survey results not accepted. Sample size 0 less than 300.

2002: Estimate based on reported data.

2003: Estimate based on reported data.

2004: Estimate based on reported data.

2005: Estimate based on reported data. 98 percent survey results supports reported data of 94 percent.

2006: Estimate based on reported data.

2007: Estimate based on reported data.

2008: Estimate based on reported data.

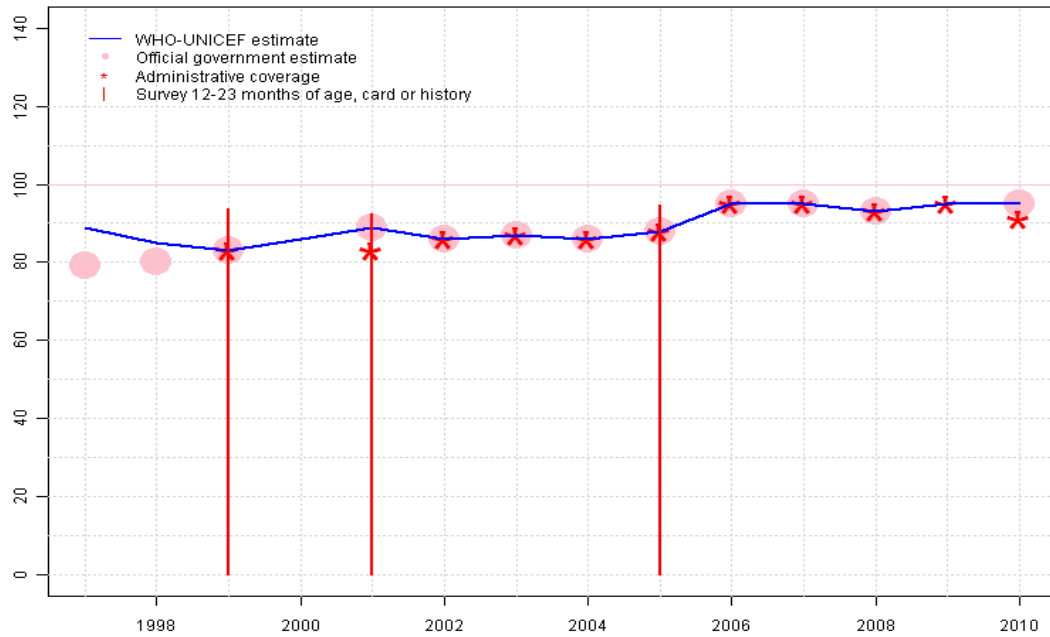
2009: Estimate based on reported data. Current estimate of 98 percent changed from previous revision value of 97 percent.

2010: Estimate based on reported data.

	1997	1998	1999	2000	2001	2002	2003	2004	2005	2006	2007	2008	2009	2010
Estimate	96	95	92	92	92	93	93	93	94	98	98	97	98	99
Official	NA	NA	NA	NA	NA	93	93	93	94	98	98	97	NA	100
Administrative	NA	NA	NA	NA	92	93	93	93	94	97	98	97	98	96
Survey	NA	NA	92.1	NA	96.3	NA	NA	NA	98.3	NA	NA	NA	NA	NA

# Algeria - DTP3

DZA - DTP3



	1997	1998	1999	2000	2001	2002	2003	2004	2005	2006	2007	2008	2009	2010
Estimate	89	85	83	86	89	86	87	86	88	95	95	93	95	95
Official	79	80	83	NA	89	86	87	86	88	95	95	93	NA	95
Administrative	NA	NA	83	NA	83	86	87	86	88	95	95	93	95	91
Survey	NA	NA	93.7	NA	92.3	NA	NA	NA	94.8	NA	NA	NA	NA	NA

## Description:

1997: Legacy estimate.

1998: Reported data calibrated to 1997 and 1999 levels. Current estimate of 85 percent changed from previous revision value of 86 percent.

1999: Estimate based on reported data. 90 percent survey results supports reported data of 83 percent. Survey results of 94 percent modified for recall bias to 90 percent based on 1st dose card or history coverage of 92 percent, 1st dose card only coverage of 92 percent and 3d dose card only coverage of 90 percent.

2000: Estimate based on interpolation between 1999 and 2001.

2001: Estimate based on reported data. Survey results not accepted. Sample size 0 less than 300.

2002: Estimate based on reported data.

2003: Estimate based on reported data.

2004: Estimate based on reported data.

2005: Estimate based on reported data. 95 percent survey results supports reported data of 88 percent. Survey results of 95 percent modified for recall bias to 95 percent based on 1st dose card or history coverage of 98 percent, 1st dose card only coverage of 92 percent and 3d dose card only coverage of 89 percent.

2006: Estimate based on reported data.

2007: Estimate based on reported data.

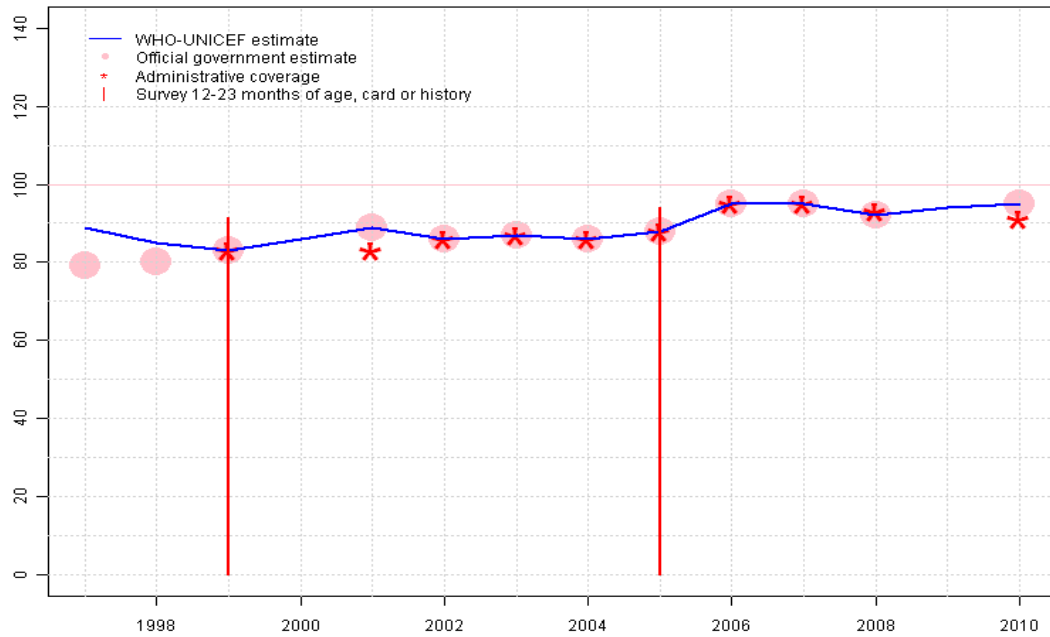
2008: Estimate based on reported data.

2009: Estimate based on reported data. Current estimate of 95 percent changed from previous revision value of 93 percent.

2010: Estimate based on reported data.

# Algeria - Pol3

DZA - Pol3



	1997	1998	1999	2000	2001	2002	2003	2004	2005	2006	2007	2008	2009	2010
Estimate	89	85	83	86	89	86	87	86	88	95	95	92	94	95
Official	79	80	83	NA	89	86	87	86	88	95	95	92	NA	95
Administrative	NA	NA	83	NA	83	86	87	86	88	95	95	93	NA	91
Survey	NA	NA	91.5	NA	NA	NA	NA	NA	93.9	NA	NA	NA	NA	NA

## Description:

1997: Legacy estimate.

1998: Reported data calibrated to 1997 and 1999 levels. Current estimate of 85 percent changed from previous revision value of 86 percent.

1999: Estimate based on reported data. 90 percent survey results supports reported data of 83 percent. Survey results of 92 percent modified for recall bias to 90 percent based on 1st dose card or history coverage of 92 percent, 1st dose card only coverage of 92 percent and 3d dose card only coverage of 90 percent.

2000: Estimate based on interpolation between 1999 and 2001.

2001: Estimate based on reported data.

2002: Estimate based on reported data.

2003: Estimate based on reported data.

2004: Estimate based on reported data.

2005: Estimate based on reported data. 95 percent survey results supports reported data of 88 percent. Survey results of 94 percent modified for recall bias to 95 percent based on 1st dose card or history coverage of 98 percent, 1st dose card only coverage of 92 percent and 3d dose card only coverage of 89 percent.

2006: Estimate based on reported data.

2007: Estimate based on reported data.

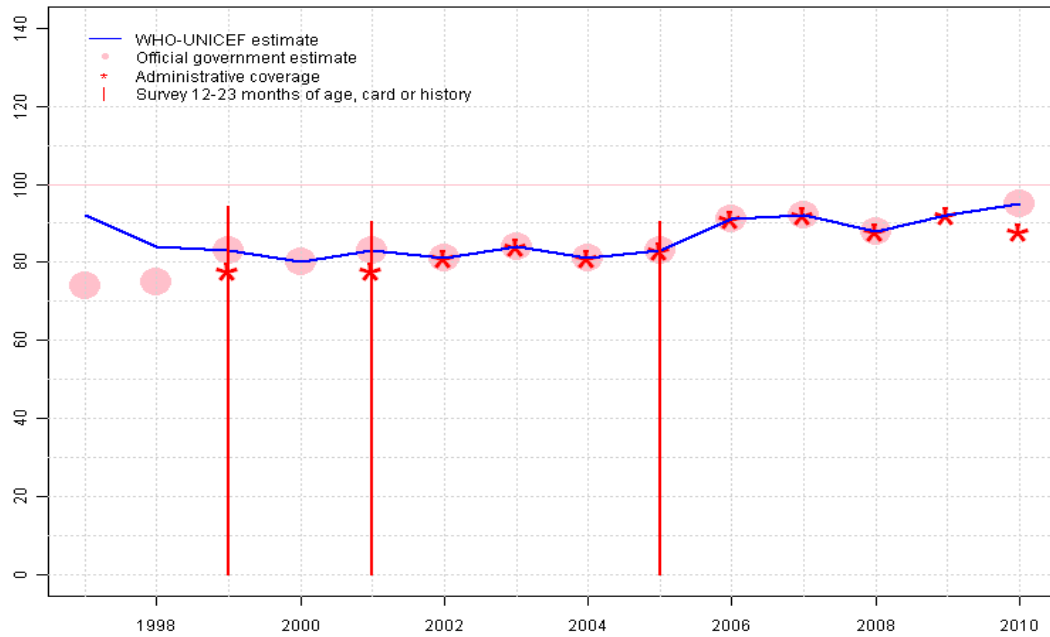
2008: Estimate based on reported data.

2009: Estimate based on interpolation between 2008 and 2010. Current estimate of 94 percent changed from previous revision value of 92 percent.

2010: Estimate based on reported data.

# Algeria - MCV

DZA - MCV



## Description:

1997: Legacy estimate.

1998: Reported data calibrated to 1997 and 1999 levels. Current estimate of 84 percent changed from previous revision value of 88 percent.

1999: Survey data support reported for other vaccines.

2000: Estimate based on reported data.

2001: Estimate based on reported data. Survey results not accepted. Sample size 0 less than 300.

2002: Estimate based on reported data.

2003: Estimate based on reported data.

2004: Estimate based on reported data.

2005: Estimate based on reported data. 91 percent survey results supports reported data of 83 percent.

2006: Estimate based on reported data.

2007: Estimate based on reported data.

2008: Estimate based on reported data.

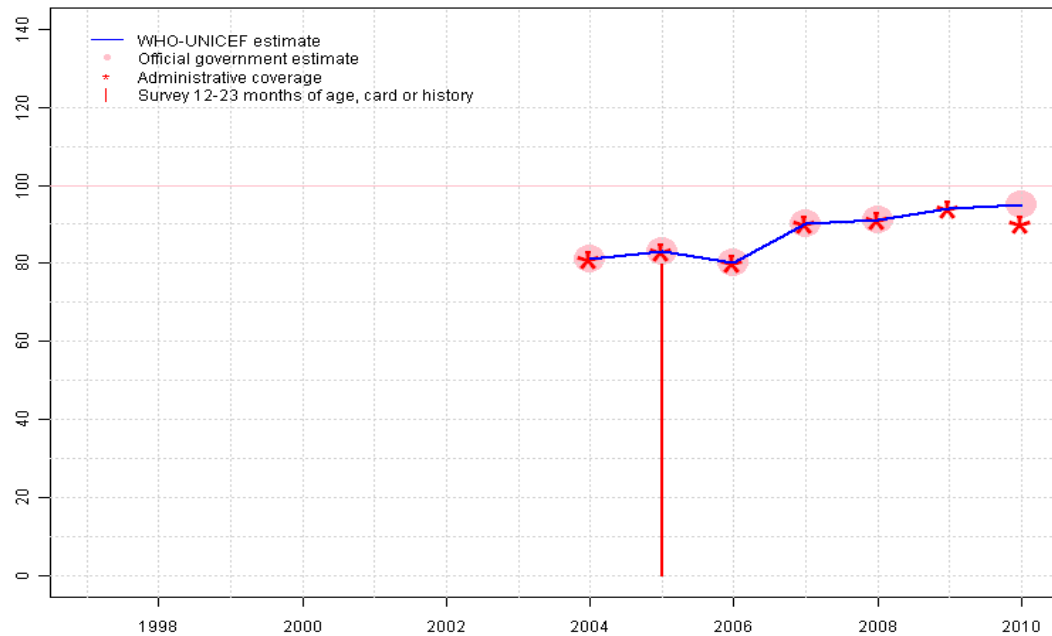
2009: Estimate based on reported data. Current estimate of 92 percent changed from previous revision value of 88 percent.

2010: Estimate based on reported data.

	1997	1998	1999	2000	2001	2002	2003	2004	2005	2006	2007	2008	2009	2010
Estimate	92	84	83	80	83	81	84	81	83	91	92	88	92	95
Official	74	75	83	80	83	81	84	81	83	91	92	88	NA	95
Administrative	NA	NA	78	NA	78	81	84	81	83	91	92	88	92	88
Survey	NA	NA	94.2	NA	90.6	NA	NA	NA	90.5	NA	NA	NA	NA	NA

# Algeria - HepB3

DZA - HepB3



## Description:

- 2004: Estimate based on reported data. HepB introduced in 2001. Reporting started in 2004. Vaccine presentation is HepB .
- 2005: Estimate based on reported data. 80 percent survey results supports reported data of 83 percent. Survey results of 80 percent modified for recall bias to 80 percent based on 1st dose card or history coverage of 90 percent, 1st dose card only coverage of 90 percent and 3d dose card only coverage of 80 percent.
- 2006: Estimate based on reported data.
- 2007: Estimate based on reported data.
- 2008: Estimate based on reported data.
- 2009: Estimate based on reported data. Current estimate of 94 percent changed from previous revision value of 91 percent.
- 2010: Estimate based on reported data.

	1997	1998	1999	2000	2001	2002	2003	2004	2005	2006	2007	2008	2009	2010
Estimate	NA	NA	NA	NA	NA	NA	NA	81	83	80	90	91	94	95
Official	NA	NA	NA	NA	NA	NA	NA	81	83	80	90	91	NA	95
Administrative	NA	NA	NA	NA	NA	NA	NA	81	83	80	90	91	94	90
Survey	NA	NA	NA	NA	NA	NA	NA	NA	79.8	NA	NA	NA	NA	NA

# Algeria - Hib3

DZA - Hib3



## Description:

2008: Estimate based on reported data. Hib introduced in 2008 Vaccine presentation is DTB-Hib.

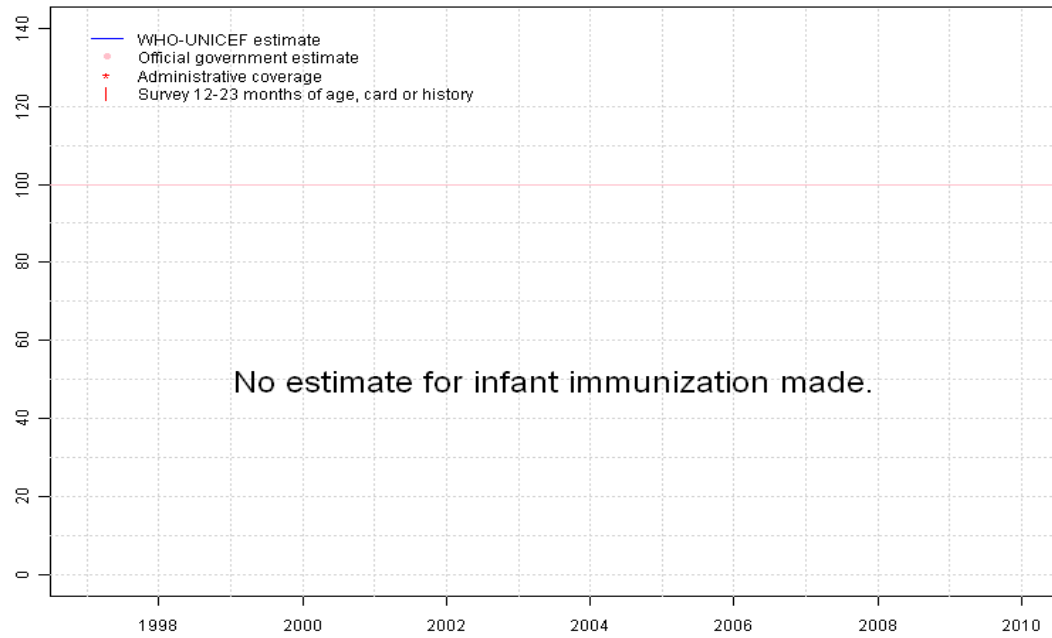
2009: Estimate based on reported data. Current estimate of 95 percent changed from previous revision value of 93 percent.

2010: Estimate based on reported data.

	1997	1998	1999	2000	2001	2002	2003	2004	2005	2006	2007	2008	2009	2010
Estimate	NA	NA	NA	NA	NA	NA	NA	NA	NA	NA	NA	93	95	95
Official	NA	NA	NA	NA	NA	NA	NA	NA	NA	NA	NA	93	NA	95
Administrative	NA	NA	NA	NA	NA	NA	NA	NA	NA	NA	NA	93	95	91
Survey	NA	NA	NA	NA	NA	NA	NA	NA	NA	NA	NA	NA	NA	NA

# Algeria - RotaC

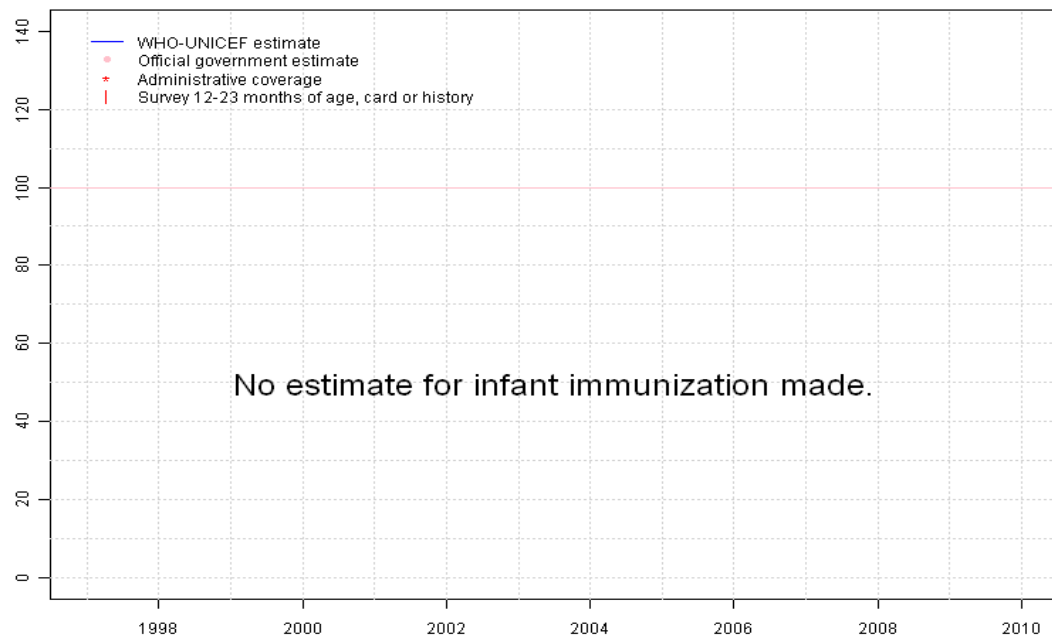
DZA - RotaC



	1997	1998	1999	2000	2001	2002	2003	2004	2005	2006	2007	2008	2009	2010
Estimate	NA	NA	NA	NA	NA	NA	NA	NA	NA	NA	NA	NA	NA	NA
Official	NA	NA	NA	NA	NA	NA	NA	NA	NA	NA	NA	NA	NA	NA
Administrative	NA	NA	NA	NA	NA	NA	NA	NA	NA	NA	NA	NA	NA	NA
Survey	NA	NA	NA	NA	NA	NA	NA	NA	NA	NA	NA	NA	NA	NA

# Algeria - PcV3

DZA - PcV3



	1997	1998	1999	2000	2001	2002	2003	2004	2005	2006	2007	2008	2009	2010
Estimate	NA	NA	NA	NA	NA	NA	NA	NA	NA	NA	NA	NA	NA	NA
Official	NA	NA	NA	NA	NA	NA	NA	NA	NA	NA	NA	NA	NA	NA
Administrative	NA	NA	NA	NA	NA	NA	NA	NA	NA	NA	NA	NA	NA	NA
Survey	NA	NA	NA	NA	NA	NA	NA	NA	NA	NA	NA	NA	NA	NA

# Algeria - survey details

2005 République Algérienne Démocratique et Populaire,  
L'enquête nationale à indicateurs multiples MICS3 2006

Vaccine	Confirmation method	Coverage	Age cohort	Sample	Cards seen
BCG	Card	92	12-23 m	2994	92
BCG	History	7	12-23 m	2994	92
BCG	Card or History	99	12-23 m	2994	92
BCG	C or H <12 months	98.9	12-23 m	2994	92
DTP1	Card	91.7	12-23 m	2994	92
DTP1	History	6.7	12-23 m	2994	92
DTP1	Card or History	98.3	12-23 m	2994	92
DTP1	C or H <12 months	98.1	12-23 m	2994	92
DTP3	C or H <12 months	92.9	12-23 m	2994	92
DTP3	Card	88.5	12-23 m	2994	92
DTP3	History	6.3	12-23 m	2994	92
DTP3	Card or History	94.8	12-23 m	2994	92
HepB1	Card	89.7	12-23 m	2994	92
HepB1	C or H <12 months	89.9	12-23 m	2994	92
HepB1	History	0.2	12-23 m	2994	92
HepB1	Card or History	89.9	12-23 m	2994	92
HepB3	Card	79.7	12-23 m	2994	92
HepB3	C or H <12 months	78.1	12-23 m	2994	92
HepB3	Card or History	79.8	12-23 m	2994	92
HepB3	History	0.1	12-23 m	2994	92
MCV	Card	84.3	12-23 m	2994	92
MCV	History	6.1	12-23 m	2994	92
MCV	Card or History	90.5	12-23 m	2994	92
MCV	C or H <12 months	85.3	12-23 m	2994	92
Pol1	Card	91.9	12-23 m	2994	92
Pol1	C or H <12 months	97.9	12-23 m	2994	92
Pol1	History	6.2	12-23 m	2994	92
Pol1	Card or History	98.2	12-23 m	2994	92
Pol3	History	5.2	12-23 m	2994	92
Pol3	Card	88.7	12-23 m	2994	92
Pol3	Card or History	93.9	12-23 m	2994	92
Pol3	C or H <12 months	92	12-23 m	2994	92

2001 Enquête Algérienne sur la santé de la famille

Vaccine	Confirmation method	Coverage	Age cohort	Sample	Cards seen
BCG	History	86.8	12-23 m	0	87
BCG	Card	99.5	12-23 m	0	87
BCG	Card or History	97.9	12-23 m	0	87
DTP1	Card	98.3	12-23 m	0	87
DTP1	History	83.1	12-23 m	0	87
DTP1	Card or History	96.3	12-23 m	0	87
DTP3	History	78.7	12-23 m	0	87
DTP3	Card or History	92.3	12-23 m	0	87
DTP3	Card	94.3	12-23 m	0	87
MCV	Card or History	90.6	12-23 m	0	87
MCV	History	78.9	12-23 m	0	87
MCV	Card	92.3	12-23 m	0	87

1999 Algérie, Enquête nationale sur les objectifs de la fin décennie  
Santé mères et enfants MICS 2 2000, 2001

Vaccine	Confirmation method	Coverage	Age cohort	Sample	Cards seen
BCG	Card	93	12-23 m	837	93
BCG	Card or History	99.7	12-23 m	837	93
BCG	History	6.7	12-23 m	837	93
BCG	C or H <12 months	93	12-23 m	837	93
DTP1	Card	92	12-23 m	837	93
DTP1	Card or History	92.1	12-23 m	837	93
DTP1	C or H <12 months	91	12-23 m	837	93
DTP1	History	0.1	12-23 m	837	93
DTP3	History	3.7	12-23 m	837	93
DTP3	C or H <12 months	89	12-23 m	837	93
DTP3	Card	90	12-23 m	837	93
DTP3	Card or History	93.7	12-23 m	837	93
MCV	Card or History	94.2	12-23 m	837	93
MCV	Card	88	12-23 m	837	93
MCV	History	6.2	12-23 m	837	93
MCV	C or H <12 months	83	12-23 m	837	93
Pol1	C or H <12 months	92	12-23 m	837	93
Pol1	Card	92	12-23 m	837	93
Pol1	Card or History	92	12-23 m	837	93
Pol1	History	0	12-23 m	837	93

# Algeria - survey details

---

Pol3	C or H <12 months	89	12-23 m	837	93
Pol3	Card	90	12-23 m	837	93
Pol3	Card or History	91.5	12-23 m	837	93

Pol3	History	1.5	12-23 m	837	93
------	---------	-----	---------	-----	----

Further information and estimates for 1980-1996 are available at:

[http://www.childinfo.org/immunization\\_countryreports.html](http://www.childinfo.org/immunization_countryreports.html)

[http://www.who.int/immunization\\_monitoring/routine/immunization\\_coverage/en/index4.html](http://www.who.int/immunization_monitoring/routine/immunization_coverage/en/index4.html)

## Algeria

### WHO/UNICEF Estimates of Protection at Birth (PAB) against tetanus

In countries where tetanus is recommended for girls and women coverage is usually reported as "TT2+", i.e. the proportion of (pregnant) women who have received their second or superior TT dose in a given year. TT2 + coverage, however, can under-represent the actual proportion of births that are protected against tetanus as it does not include women who have previously received protective doses, women who received one dose without documentation of previous doses, and women who received doses in TT (or Td) supplemental immunization activities (SIA). In addition, girls who have received DTP in their childhood and are entering childbearing age, may be protected with TT booster doses.

WHO and UNICEF have developed a model that takes into account the above scenarios, and calculates the proportion of births in a given year that can be considered as having been protected against tetanus - "Protection at Birth".

In this model, annual cohorts of women are followed from infancy through their life. A proportion receive DTP in infancy (estimated based on the WHO-UNICEF estimates of DTP3 coverage). In addition some of these women also receive TT through routine services when they are pregnant and may also receive TT during SIAs. The model also adjusts reported data, taking into account coverage patterns in other years, and/or results available through surveys. The duration of protection is then calculated, based on WHO estimates of the duration of protection by doses ever received. The proportion of births that are protected against tetanus as a result of maternal immunization reflects the tetanus immunization received by the mother throughout her life rather than simply the TT immunizations received during the current pregnancy.

Year	PAB coverage estimate (%)
1997	58
1998	60
1999	62
2000	64
2001	65
2002	66
2003	66
2004	69
2005	69
2006	70
2007	70
2008	71
2009	71
2010	90

---

<sup>1</sup> This model is described in: Griffiths U., Wolfson L., Quddus A., Younus M., Hafiz R.. Incremental cost-effectiveness of supplementary immunization activities to prevent neo-natal tetanus in Pakistan. Bulletin of the World Health Organization 2004; 82:643-651.